

Home Learning Student Sign In Codes

Ms. Almy's 1st Grade

Each student has a unique Home Learning Code to access Seesaw. When signing in with their Home Learning Code, students can post to their journal, respond to activities, and view class announcements. Students do not see the work of any other student in the class.

The codes expire after 90 days on **July 6, 2020**. You can generate new codes at any time.

Teacher Instructions

1. Print or download the Home Learning Codes.
2. Give each student their code. There is one code for each student in your class.
3. **Never share codes on social media or another public forum. Instruct students to keep their code safe like they keep their passwords safe.**

Need Home Learning Tips?

Go to <https://web.seesaw.me/home-learning> for step-by-step instructions and lesson ideas.

How Do Students Use Their Home Learning Code?

1. Students go to <https://app.seesaw.me> on a computer. Or install the Seesaw Class App on an iOS or Android device.
2. Students tap "I'm a Student".
3. Students scan their code using Seesaw's built-in QR code reader or type in their text code to access their Seesaw account.

Sample Email Instructions for Students or Families

Students and families, we will be using Seesaw for home learning. Please sign in with your Home Learning code following the steps below:

1. Go to <https://web.seesaw.me> on a computer. Or install the Seesaw **Class** iOS or Android app.
2. Tap "I'm a Student".
3. Scan or type in your Home Learning code.
4. Post to your journal, respond to activities, and view class announcements.
5. Remember, this code is like a password. Keep it safe!

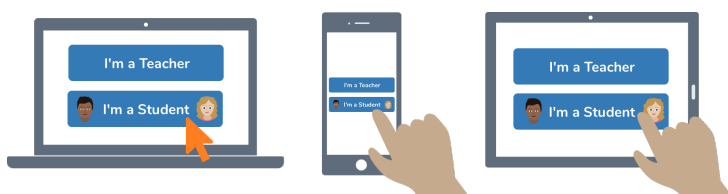


Eric's Home Learning Code

1. Go to <https://app.seesaw.me> on a computer. Or install the Seesaw Class App on an iOS or Android device.



2. Choose "I'm a Student".



3. Scan this code using Seesaw's built-in QR code scanner. Or type in these letters to access your Seesaw account: **REOA OKSA IJVZ**



Ask your teacher for a new code after July 6, 2020.

And remember, this code is like a password. Keep it safe!

Ver las instrucciones en español en: <https://web.seesaw.me/espanol>

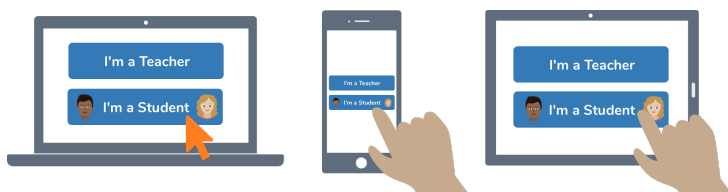


Evelyn's Home Learning Code

1. Go to <https://app.seesaw.me> on a computer. Or install the Seesaw Class App on an iOS or Android device.



2. Choose "I'm a Student".



3. Scan this code using Seesaw's built-in QR code scanner. Or type in these letters to access your Seesaw account: **BHCP IULE ZKDN**



Ask your teacher for a new code after July 6, 2020.

And remember, this code is like a password. Keep it safe!

Ver las instrucciones en español en: <https://web.seesaw.me/espanol>

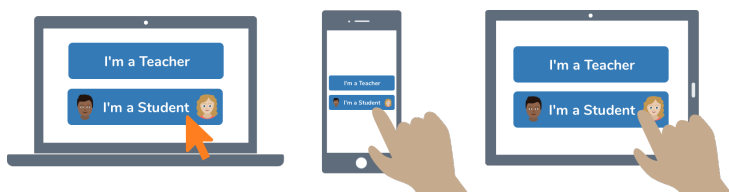


Gabriel's Home Learning Code


1. Go to <https://app.seesaw.me> on a computer. Or install the Seesaw **Class App** on an iOS or Android device.



2. Choose "I'm a Student".



3. Scan this code using Seesaw's built-in QR code scanner. Or type in these letters to access your Seesaw account: **LCBS ETRB YORL**



Ask your teacher for a new code after July 6, 2020.

And remember, this code is like a password. Keep it safe!

Ver las instrucciones en español en: <https://web.seesaw.me/espanol>

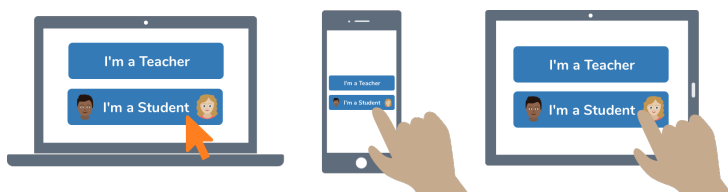


Ilana's Home Learning Code

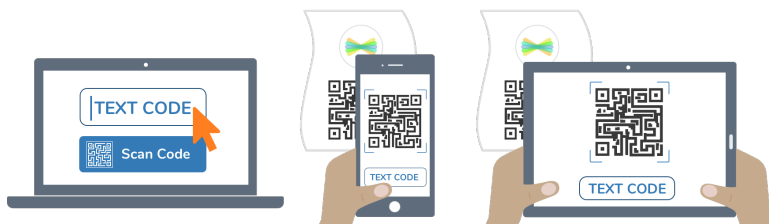
1. Go to <https://app.seesaw.me> on a computer. Or install the Seesaw Class App on an iOS or Android device.



2. Choose "I'm a Student".



3. Scan this code using Seesaw's built-in QR code scanner. Or type in these letters to access your Seesaw account: **RNRA DLMV XKXR**



Ask your teacher for a new code after July 6, 2020.

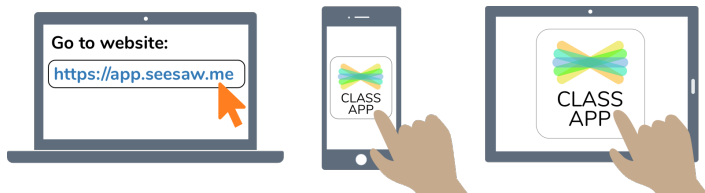
And remember, this code is like a password. Keep it safe!

Ver las instrucciones en español en: <https://web.seesaw.me/espanol>

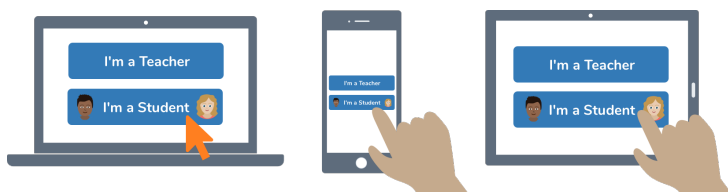


Isis's Home Learning Code

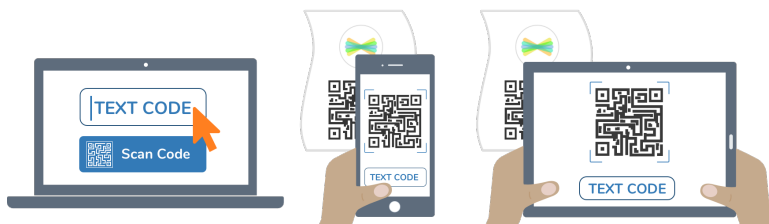
1. Go to <https://app.seesaw.me> on a computer. Or install the Seesaw **Class App** on an iOS or Android device.



2. Choose "I'm a Student".



3. Scan this code using Seesaw's built-in QR code scanner. Or type in these letters to access your Seesaw account: **QKJR AWFK OFPG**



Ask your teacher for a new code after July 6, 2020.

And remember, this code is like a password. Keep it safe!

Ver las instrucciones en español en: <https://web.seesaw.me/espanol>

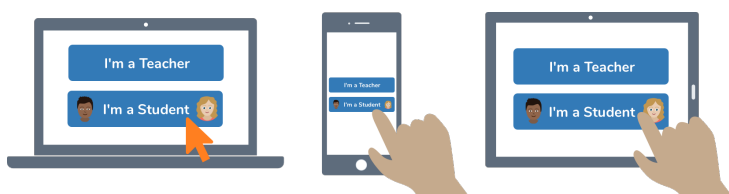


Maddison's Home Learning Code

1. Go to <https://app.seesaw.me> on a computer. Or install the Seesaw **Class App** on an iOS or Android device.



2. Choose "I'm a Student".



3. Scan this code using Seesaw's built-in QR code scanner. Or type in these letters to access your Seesaw account: **OFKM INEN JCHM**



Ask your teacher for a new code after July 6, 2020.

And remember, this code is like a password. Keep it safe!

Ver las instrucciones en español en: <https://web.seesaw.me/espanol>

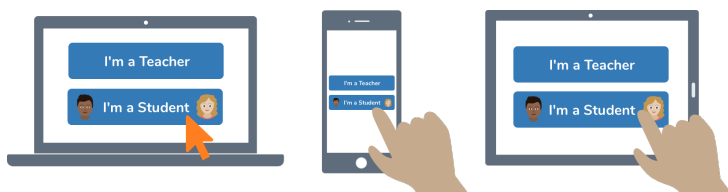


Olivia's Home Learning Code


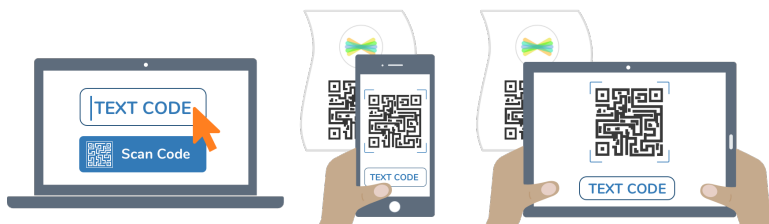
1. Go to <https://app.seesaw.me> on a computer. Or install the Seesaw Class App on an iOS or Android device.



2. Choose "I'm a Student".



3. Scan this code using Seesaw's built-in QR code scanner. Or type in these letters to access your Seesaw account: **EHNC ZBTE EBG T**



Ask your teacher for a new code after July 6, 2020.

And remember, this code is like a password. Keep it safe!

Ver las instrucciones en español en: <https://web.seesaw.me/espanol>

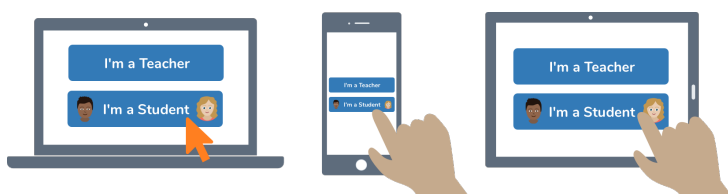


SeQuoYah's Home Learning Code

1. Go to <https://app.seesaw.me> on a computer. Or install the Seesaw **Class App** on an iOS or Android device.



2. Choose "I'm a Student".



3. Scan this code using Seesaw's built-in QR code scanner. Or type in these letters to access your Seesaw account: **NCHQ VAWV MINX**



Ask your teacher for a new code after July 6, 2020.

And remember, this code is like a password. Keep it safe!

Ver las instrucciones en español en: <https://web.seesaw.me/espanol>

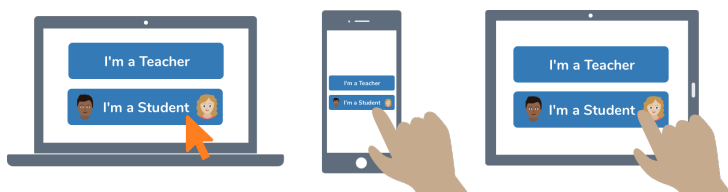


Tristan's Home Learning Code

1. Go to <https://app.seesaw.me> on a computer. Or install the Seesaw Class App on an iOS or Android device.



2. Choose "I'm a Student".



3. Scan this code using Seesaw's built-in QR code scanner. Or type in these letters to access your Seesaw account: **TLHG OMXO GKYY**



Ask your teacher for a new code after July 6, 2020.

And remember, this code is like a password. Keep it safe!

Ver las instrucciones en español en: <https://web.seesaw.me/espanol>